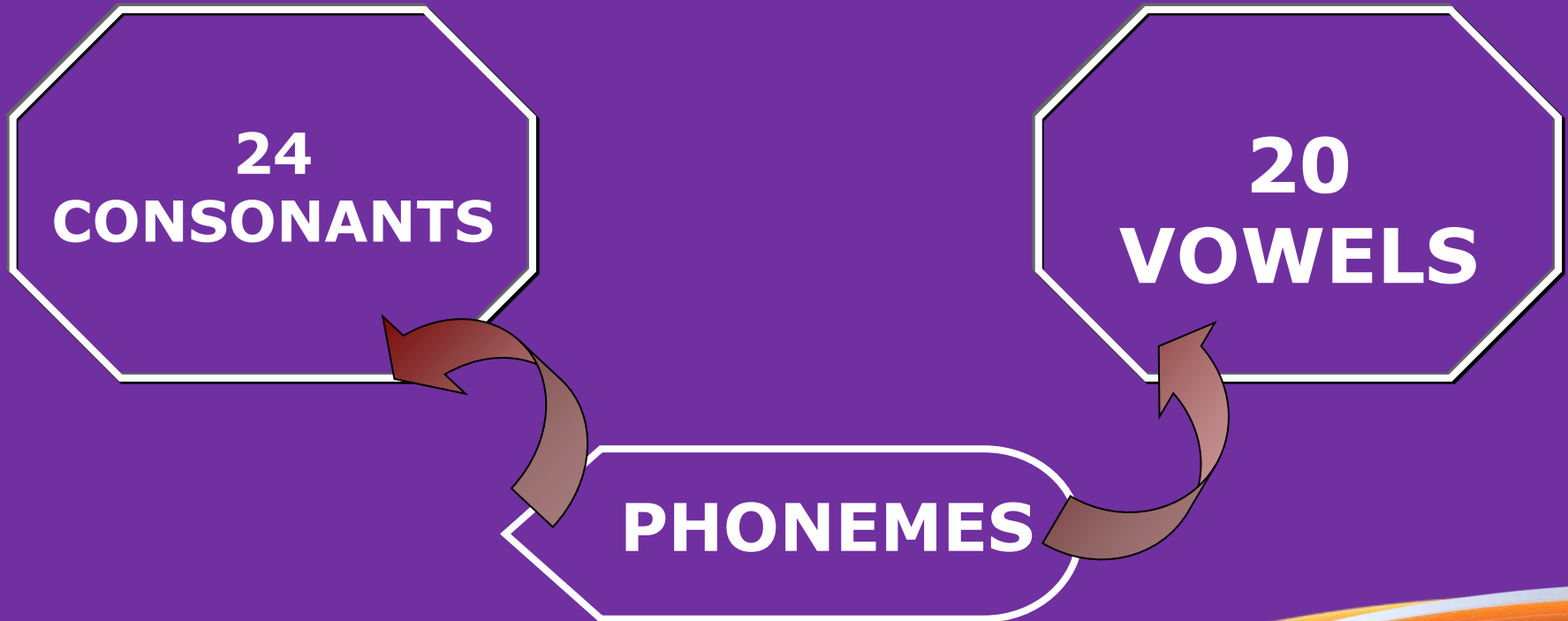


LEND ME YOUR EARS



THE ENGLISH SOUND SYSTEM



Short Vowel Sounds

/ɪ/ (ship)

bin

pin

sit

/e/ (pen)

pen

ten

bell

/ʌ / (cup)

cup

hut

bun

/æ/ (man)

pan

man

bag



Short Vowel Sounds

/ə/ (a camera)

a camera

a glass

a book

/ɒ/ (clock)

hot

cot

top

/ʊ/ (book)

book

cook

look



Consonants

/p/ (pen)

pen

pencil

paper

voiceless

/b/ (baby)

bin

box

bear

voiced

/t/ (tin)

tin

tail

ten

voiceless

/d/ (door)

door

duck

doll

voiced



Consonants

/k/ (key)

car

cup

cat

voiceless

/g/ (girl)

goat

girl

glass

voiced

/f/ (fin)

fin

five

four

voiceless

/v/ (van)

van

vase

vell

voiced



Consonants

/θ/ (thin)

thin

thumb

thick

voiceless

/ð/ (than)

they

there

those

voiced

/s/ (sun)

sun

sit

sand

voiceless

/z/ (zoo)

zoo

zip

zebra

voiced



Consonants

/h/ (hat)

hill

heel

hand

voiceless

/m/ (mouth)

me

met

moon

voiced

/n/ (nose)

nose

nine

noise

voiced

/l/ (letter)

low

light

line

voiced



Consonants

/r/ (wrong)

right

red

rose

voiced

/j/ (yellow)

yolk

yam

yes

voiced

/w/ (window)

we

wheel

wet

voiced

/z/ (television)

television

treasure

garage

voiced



Consonants

/ʃ/ (shoe)

she

shoe

ship

voiceless

/tʃ/ (cherry)

chips

chin

cherry

voiceless

/dʒ/ (jam)

jam

jeep

jar

voiced

/ŋ/ (ring)

wing

thing

wrong

voiced



Long Monophthongs

/i:/ (sheep)

heel

peel

leek

/ɜ:/ (girl)

bird

turn

burn

/u :/ (boot)

pool

root

tooth



Long Monophthongs

/ɔ:/ (ball)

port

fork

tall

/ɑ:/ (heart)

march

card

barn



Diphthongs

/eɪ/ (tail)

tail

pain

wait

/aɪ/ (fine)

buy

tie

kite

/ɔɪ/ (boy)

oil

coin

toy

/aʊ/ (house)

cow

bow

brow



Diphthongs

/əʊ/ (phone)

float

coat

boat

/ɪə/ (beer)

ear

tear

dear

/eə/ (chair)

air

pear

hair

/ʊə/ (sure)

sure

pure

cure



Phonics

- an approach to teaching reading
- aims at building foundational skills in beginning readers
- use of phonics depends on the practitioners' beliefs about reading



Good Phonics Instruction should:

- a. develop the alphabetic principle – the notion that letters in words stand for specific sounds
- b. develop phonological awareness – recognition of sounds in spoken words (phoneme awareness)
- c. provide a sound grounding in the letters – learning the shapes and names of letters
- d. provide sufficient practice in reading words – in isolation or in context
- e. lead automatic word recognition – phonics instruction is not the end but the means to help children read words automatically



ACTIONS





Phoneme : /s/

Grapheme :

s

ss

c

- 1. Form a cobra head with your hand.**
- 2. Trace the letter 's' in the air and, say s...**



Phoneme : /æ/

Grapheme :

a

Imagine a spider crawling up your arm
and say *eh...*




Phoneme : /t/

Grapheme :

t

Tap two fingers on the desk and say t...



Phoneme : /p/


Grapheme :

p

Place four fingers in front of your mouth and
say *p...*

BLENDING & SEGMENTING ACTIVITIES






Phoneme : /ɪ/

Grapheme :

i

Show your teeth and say e.



Phoneme : /n/

Grapheme :

n

Touch the tip of your nose and say *n*...



Phoneme : /m/

Grapheme :

m

Lick an ice-cream and say m...



Phoneme : /d/


Grapheme :

d

Drumming action and say d...

BLENDING & SEGMENTING ACTIVITIES






Phoneme : /g/

Grapheme :

g

- 1. You are cold, clutch your hands and shiver**
- 2. Say ggg**



Phoneme : /o/

Grapheme :

o

Draw a small circle (anti clockwise) in the air and say o



Phoneme : /k/

Grapheme :

c
k
ck

Action of flying a kite and say *k*




Phoneme : /e/

Grapheme :

e

Walk like an elephant and say eh



Phoneme : /ʌ/

Grapheme :

u

Look up and say *uh*



Phoneme : /r/


Grapheme :

r

Be a lion and say *rrr*

BLENDING & SEGMENTING ACTIVITIES






Phoneme : /h/

Grapheme :

h

1. Place your palm in front of your mouth.
2. Laugh *haha*




Phoneme : /b/

Grapheme :

b

Action of balloon bursting and say b...



Phoneme : /f/

Grapheme :

f
ff

Action of bird flying and say *f*...



Phoneme : //

Grapheme :

I
II

Raise both arms upright and say //..

BLENDING & SEGMENTING ACTIVITIES



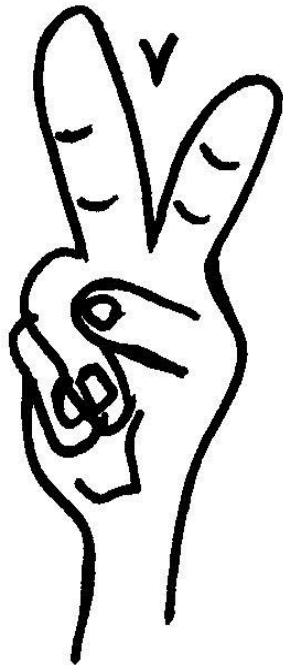


Phoneme : /dʒ/

Grapheme :

g
j

Jump and say *j*.




Phoneme : /v/

Grapheme :

v

Show the peace sign and say v.




Phoneme : /w/

Grapheme :

w

Join two peace signs and say w.



Phoneme : /ks/
/gz/

Cross your hands
and say *ks..*



Grapheme :

x

Slash 'x' and say
gz..

BLENDING & SEGMENTING ACTIVITIES






Phoneme : /j/

Grapheme :

y

Nod and say *yeh*




Phoneme : /z/

Grapheme :

z

zz

Trace 'z' in the air and say z..



Phoneme : /kw/

Grapheme :

qu

Action of a duck flapping its wings once
and say *qua*

BLENDING & SEGMENTING ACTIVITIES





Phoneme : / tʃ /

Grapheme :

ch

1. Action of a moving train with both arms
2. Say *ch*.

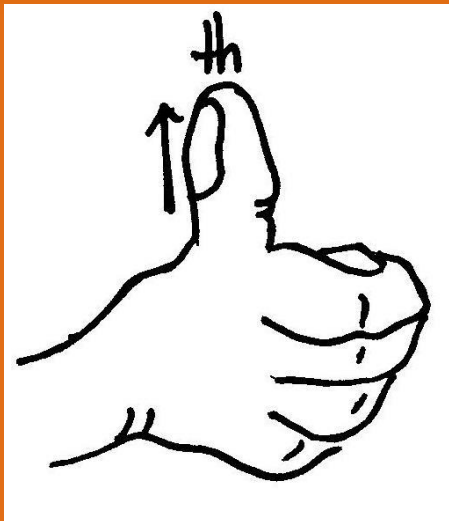


Phoneme : /ʃ /

Grapheme :

sh

Finger on the lips and say *sh..*




Grapheme :

th


**Phoneme : / θ/
voiceless**

**Show the thumb
and say *th*.**



**Phoneme : / ð/
voiced**

**Point with the thumb
and say *th*.**



Phoneme : /ŋ /

Grapheme :

ng

Action of mosquito buzzing around ears
and say *ng....*

BLENDING & SEGMENTING ACTIVITIES



cat

mat

bat

rat

hat

sat

pat

rat and cat

cat and bat

hat and mat

pat a cat



a mat

a cat on a mat

a rat on a mat

a bat on a mat

a hat on a mat

a cat and a rat on a mat

a cat, a bat and a rat on a mat

High Frequency Words

```
graph TD; A[High Frequency Words] --> B[Decodable]; A --> C[Not Decodable];
```

Decodable

**Not
Decodable**

Decodable Words :

Phonetically decodable words should be taught according to the principle of saying sounds in a word in the order in which they occur.

Not Decodable Words :

Some words are not decodable using the grapheme-phoneme correspondence. They are also called tricky words.

Tricky Words :

the
to
I
no
go
into

you
they
all
are
my
her
he
she

we
me
be
was



Tricky Words :

said
have
like
so
do
some
come

were
there
little
one
when
out
what
oh

their
people
Mr
Mrs
looked
called
asked
could



THANK YOU

Regina Joseph Cyril
English Language Unit
cyril0711@yahoo.com
03-8884 2088

